

**Dimplex**

**Heat pumps.**

Smart.  
Efficient.  
Quiet.



# The Energy Transformation is here



**And we are driving it forward.**

We are already living in the middle of the transformation and the switch to renewable energies is progressing faster than ever. Between 1990 and 2021, their share of the energy sources in Germany has steadily increased from 1.3 to 19.7 %. Since then, the switch to renewable energies has accelerated significantly. And their share of the electricity production has risen accordingly. Today, more than 30% of the generated electricity can be produced from renewable sources, with a strong trend upward: the goal is for 80 % of energy generation to be renewable by 2030. Electricity is the energy source for our future – whether with its PV systems on your roof, wind parks in the North Sea or hydropower: Energy from renewable sources is produced in the form of electricity.

**Because the biggest share of energy is still used for heating and cooling, for domestic hot water preparation and ventilation, in all buildings from small to large, from apartments to supermarkets and factory halls. For this, we need smart, connectible solutions that can use green electricity with maximum efficiency.**


Ideally: Everything from one source.

# More system. More efficiency. From a single supplier.



No other manufacturer offers a comparable, cleverly coordinated product range: Dimplex has everything you need in order to profit from the Energy Transformation for your heating, cooling, and ventilation – and to be future-proof in the long term.

Find out more on the following pages: Simply put together an efficient system that is just right for your needs. We are happy to provide advice – any time.



The heating market is facing the biggest transformation in its history. From 2024, only heat generators run with at least 65 % renewable energy may be installed. Fossil domestic hot water preparation is finally a thing of the past – we are making ourselves independent from oil and gas imports. Dimplex offers all the solutions you need for this.

**The energy sources of the future: wind, sun and water**



Climate change is no longer a scenario, but reality. And the reduction of CO<sub>2</sub> emissions is no longer an option, but an absolute necessity: Within the EU, the aim is to reduce CO<sub>2</sub> emissions by 55 % by 2030. By 2050, the EU intends to have achieved climate neutrality – and in Germany, this target has been set even earlier for 2045. Because we use most of our energy within buildings, heating and domestic hot water generation have to become CO<sub>2</sub>-free as well.

**We are becoming climate-neutral - with energy from renewable sources.**

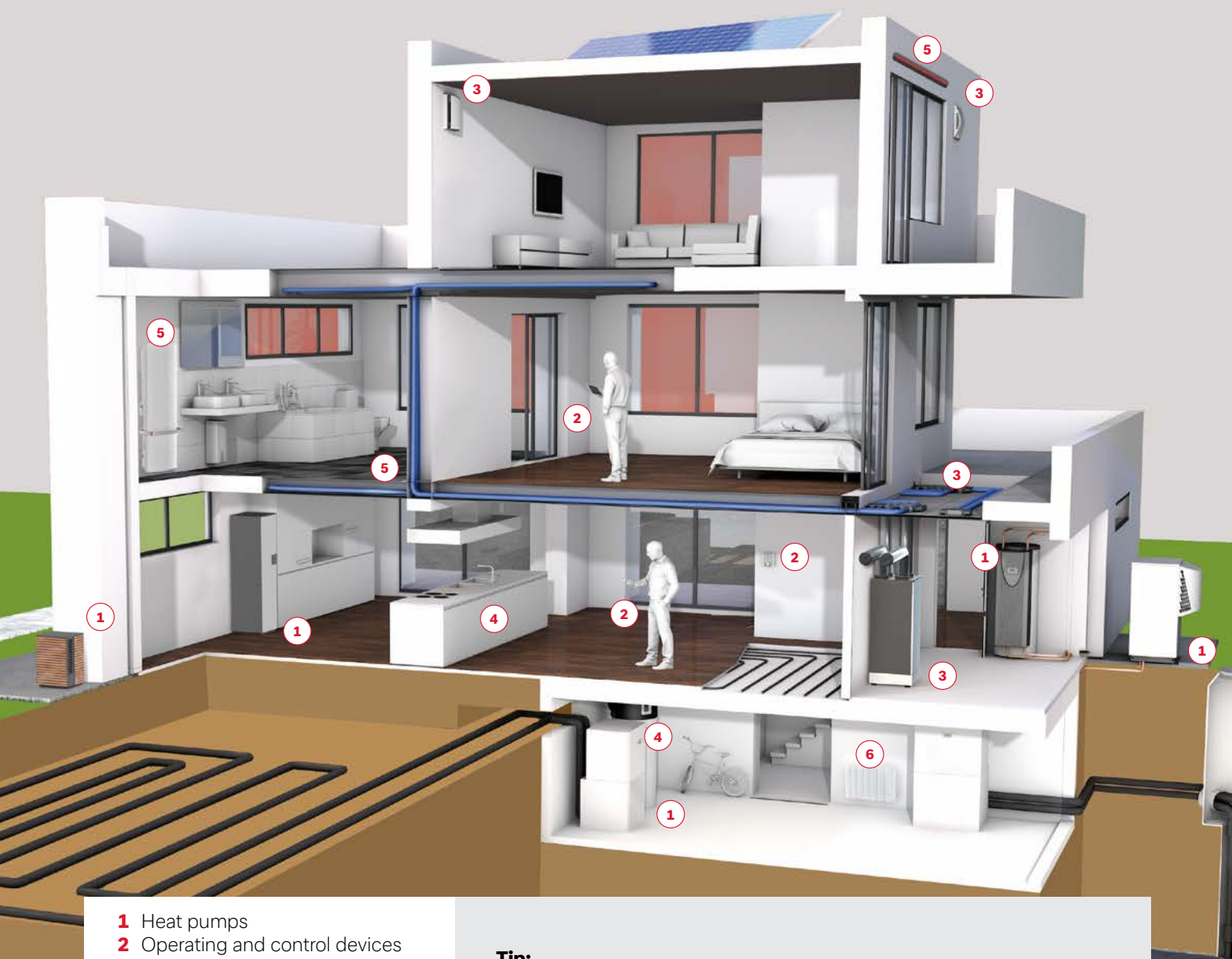


What is the best kind of energy? Energy that never gets consumed in the first place. The era of irresponsible consumption is over: Energy saving is attractive; above all, energy efficiency in real estate increases value in the long term. It is no wonder that more and more passive and low-energy houses are being built. Even entire municipalities are reducing their energy consumption with smart technology – and becoming self-sufficient.

**We want to store and distribute energy produced from renewable sources intelligently – for increased efficiency.**

# The future is electric: heating, cooling, ventilation.

Perfectly combined.  
For new builds and renovations.



- 1 Heat pumps
- 2 Operating and control devices
- 3 Ventilation  
(centralised/decentralised)
- 4 Domestic hot water appliances
- 5 Electric heating systems
- 6 Fan convectors

**Tip:**

For new builds or when planning extensive renovation works: water heating systems make sense. For light renovation/modernisations projects: electrical heating devices are recommended.

# Old or new build?

## Full renovation or "just" modernisation?

As a world leader in electrical heating, we have an extensive product portfolio of practical combination solutions. Our heat pumps are incredibly versatile and can be easily combined with other electrical heating systems from our range. A few examples of practical combinations:

**Especially recommended for**

### Heat pump (e.g. M Flex Cooling)

- + in conjunction with domestic hot water cylinder and ventilation (e.g. M Flex Air)
- + Air 56 air manifold system
- + Electric towel rail (e.g. TRP 150X)
- + Electric underfloor heating (e.g. in the bathroom)

### Application:

A practical and user-friendly combination for single-family houses. Comfort is taken to the next level thanks to electric underfloor heating and towel rails in the bathroom.



**New build**

### Ventilation (e.g. M Flex Air)

- + Thermal storage (e.g. Quantum VFE)
- + Continuous-flow heater (e.g. DES 2427)

### Application:

Suitable for smaller buildings with low renovation budgets. Heat the entire house without a heat pump using decentralised heating and domestic hot water preparation.



**Renovation**

### Heat pump incl. hydro tower (e.g. LA 0712BW)

- + Decentralised ventilation (e.g. DL 50)
- + Electric direct heating appliance (e.g. DTD with Clip-on-Glas)

### Application:

Perfect combination for renovating a classic single-family house. Manageable number of devices, consisting of a heat pump, domestic hot water cylinder, buffer tank and hydraulic system, combined with a direct heating appliance for rooms used less often, such as guest bedrooms.



**Renovation**

### Heat pump (e.g. LA 1118CP)

- + Decentralised domestic hot water supply (e.g. DHWE 81 SZ and ACK 10 2U)
- + Central ventilation (e.g. ZL 275)

### Application:

Central heating and ventilation combined with decentralised domestic hot water preparation for bathroom and kitchen. Ideally suited for multiple-family houses, as the longer pipelines prevent heat loss.



**New build**



**Renovation**

### Heat pump (e.g. LIA 0608HXCF M)

- + Decentralised ventilation incl. domestic hot water preparation (e.g. DHW 300 VD+)
- + Fan convectors

### Application:

Heating and cooling a single-family house for high level of comfort in both summer and winter. The fan convectors can use existing heating pipelines and provide an additional cooling function with minimal installation hassle.



**New build**



# At a glance.

These colourful stickers are already well-known from refrigerators, washing machines and vacuum cleaners. The EU energy efficiency label is also mandatory for heat pumps.

The great thing is: the labels can also be assigned for a combination with the domestic hot water preparation – and even for the complete integrated system, including solar thermal system, domestic hot water preparation, temperature control, etc. Even more good arguments for sensible investments in the overall system!

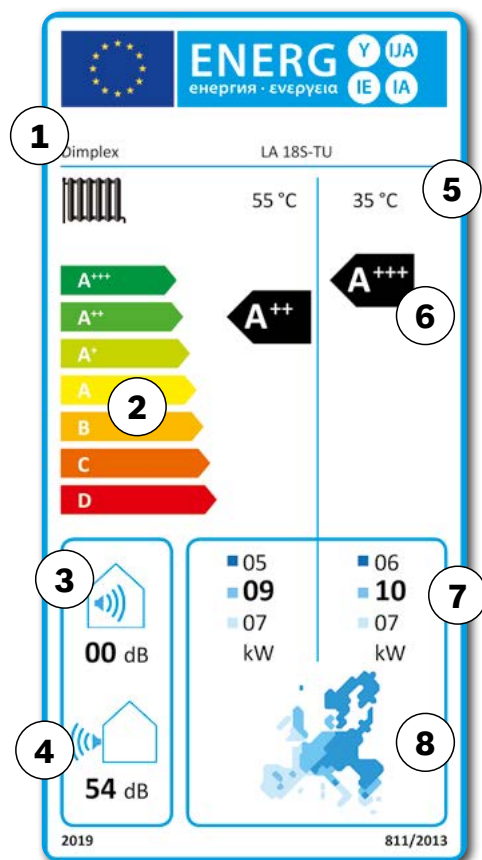
The most important label information: the efficiency class, which is classified into a total of nine levels from very good

(A+++) to poor efficiency (G) for the individual device stickers. At last, all heat generators can be directly compared with one another. Not a problem for heat pumps – they achieve the best possible results up to A++. Whereas boilers (oil, gas, biomass) only achieve a simple A.

So, no need to worry about the new labels. Just take advantage of the associated opportunities.

## Efficient lone fighters.

The label for heat generators up to 70 kW.



1

### Fields for name

or trademark or model identification of the supplier.

2

### Scale of efficiency classes

3

### Sound power level

in interior spaces.

4

### Sound power level

outdoors.

5

### Space heating function

only for low temperature (35 °C) or additionally for medium temperature (55 °C).

6

### Energy efficiency classes

each for medium and low temperature applications.

7

### Rated thermal capacity

for average, colder and warmer climatic conditions – and for medium and low temperature applications.

8

### Temperature map of Europe

with three temperature zones serving as indicators.



**Heat pumps  
achieve\***

**A+++**

\* as composite system

## Twice as strong.

The combination label for heat pumps with domestic hot water cylinder.

1

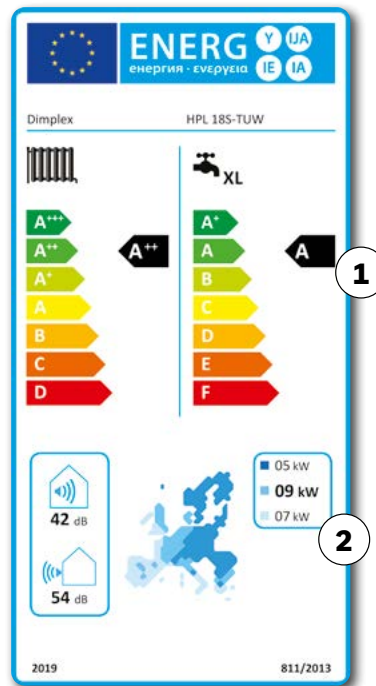
### Energy efficiency class

of the combined domestic hot water preparation function.

2

### Optional pictogram

if operation is only possible at low load times.



## Team performance.

The label for composite systems.

1

### Efficiency class

of the heat generator  
(here, a heat pump).

2

### Thermal solar energy system?

3

### Domestic hot water cylinder?

4

### Thermo controller?

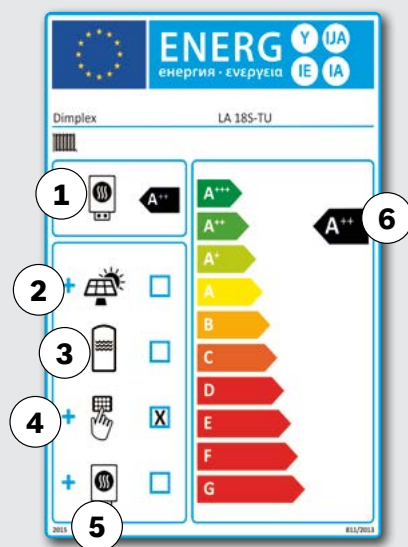
5

### Additional heat generator?

6

### Energy efficiency class

of the composite system.



**Heat pumps.**

# The heat pump.

**More efficiency.**

Reduced heating costs.

Dimplex heat pumps are true miracles of efficiency: Up to 80 % of the energy required for heating and domestic hot water preparation is obtained from the environment. They only need electricity for the remaining 20 % – which they use extremely sparingly. Operating your heat pump with green electricity makes your heating completely CO<sub>2</sub>-neutral ... and using your own photovoltaic plant gives you the added benefit of being completely self-sufficient.



**Made in  
Germany.**  
Easy  
more  
quality.

We have been developing and producing the Dimplex heat pumps at our site in Kulmbach for 50 years. We have an uncompromising focus on offering the highest quality in both material and processing. On request, we can offer a guarantee of up to 10 years – providing the commissioning is carried out by a Dimplex after-sales service partner.





# Heating

A heat pump is the only heating system that can both heat and cool – ensuring the perfect temperature in any weather conditions. In winter, even with outside temperatures down to minus 22 °C, a heat pump can ensure that no one has to feel cold in their home. It draws the necessary heat from the air, ground or groundwater and actively brings the temperature up to the desired level using the compressor in the refrigeration circuit. The domestic hot water generated can be distributed via the floor, but also using traditional radiators – and is also available for showers, bathing and washing all year round.



Experts agree: Climate change leads to higher temperatures, leading to more hot days ... cooling is becoming ever more important! Reversible heat pumps simply run in the other direction and become a "refrigerator": They remove heat from the interior and, using the compressor, actively release it to the outside – the air, the ground or the groundwater. With the help of ground probes or using the groundwater, heat pumps can also cool passively: Then they pass the cold stored below directly into the house.



# Cooling

**Heat pumps.**

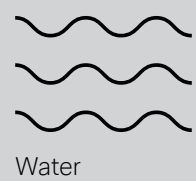
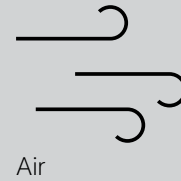
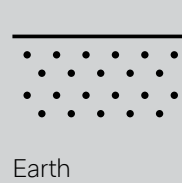


# ambient energy efficiently.

Whether air, groundwater or ground – heat energy comes from the outside and is transported via the heat pump into the house. And regardless of the season: Dimplex heat pumps work at a temperature range of +35 to -22 °C. Reversible devices can be used in the summer for cooling as well.

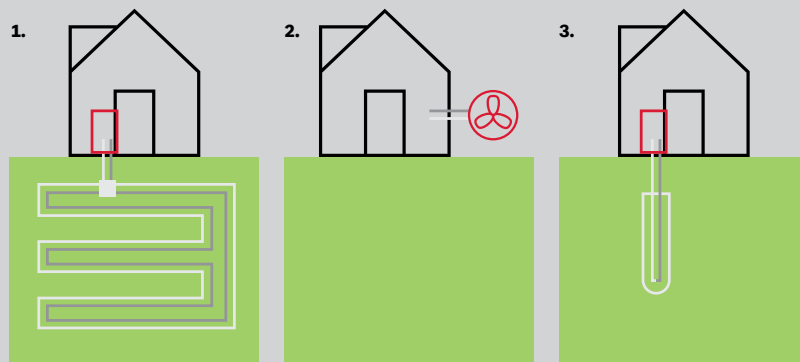
If you use free renewable energy, you help to save the environment, reduce your heating costs and you are no longer at the mercy of the price of fossil fuels like gas or oil.

In addition, heat pumps are a future-proof investment because the longer they run, the more climate friendly and cost-effective they become: By 2030, renewable energy will make up 65 % of the total German electricity mix. Overall, this boost also increases the importance of electricity compared to fossil fuels, which will become scarcer and more expensive.

In short: The more electricity produced in an environmentally friendly manner, the more economically and environmentally friendly the heat pump operates. It makes sense that Dimplex heat pumps work perfectly with photovoltaic plants.

**Three heat sources...****The heat pump...****The heat distribution system ...**

## ... and three types of heat pumps.



### 1. Brine-to-water heat pumps

collect energy via earth collectors or geothermal probes.

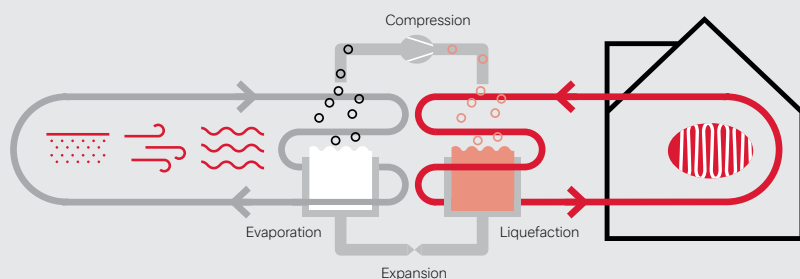
### 2. Air-to-water heat pumps

use the outside air as a source of energy – down to  $-22^{\circ}\text{C}$ .

### 3. Water-to-water heat pumps

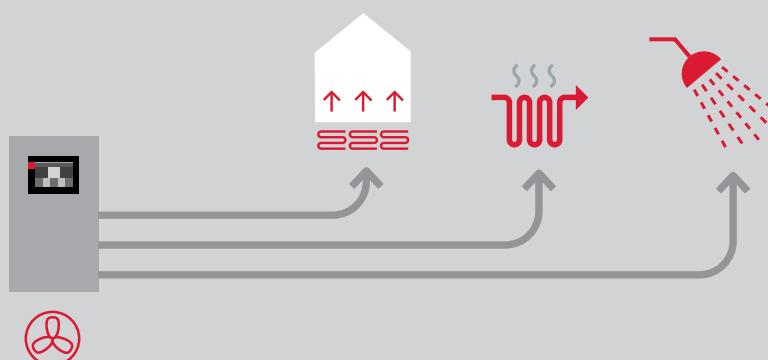
extract ambient energy directly from the groundwater.

## ... and the refrigerant circuit.



The core of the heat pump is the refrigerant circuit, where the thermal energy is collected: In the first heat exchanger, the ambient energy (in the ground, air or groundwater) is transferred to the liquid refrigerant, which evaporates as a result. The temperature of the gaseous refrigerant is then increased further by the compressor – electric power is required in this part of the process. In the second heat exchanger, the liquefier, the hot refrigerant gas condenses and thus distributes the thermal energy to the distribution system. After a further pressure and temperature reduction through the expansion valve, the refrigerant can again pass through the circuit.

## ... and the possible uses.



### A water-based heat distribution system

distributes the heat throughout the house via surface heating or radiators. If the heat pump is operating, it usually delivers more energy than is needed at that moment. This surplus can be stored in the form of hot water in a **domestic hot water cylinder** and then used at any time, for example to take a shower. This means that the heat pump does not need to be switched on (and then switched off again) when a small amount of heat is needed. This increases its efficiency further and has a positive effect on the service life.

## Heat pumps.

# Simply incorporate more future.

**Old or new build? Or a historic site, even? Complete renovation or "just" a modernisation of the older heating system?**

**Dimplex heat pumps are not just efficient and economical, they are also extremely versatile. Whether for a residential house, a swimming pool, an opera house in Shanghai, or an industrial facility, heating or cooling, with or without domestic hot water preparation, Dimplex has the perfect heat pump.**

Oil heating out, heat pump in? Yes, it can be so simple. The fact that heat pumps always require underfloor heating is indeed a widespread rumour, but it is far from true: When you choose Dimplex technology, in many cases existing radiators can be used – so that only the heating system needs to be replaced and no major reconstruction work is necessary.

Another misconception is that it is only worthwhile to install heat pumps in new builds. Dimplex heat pumps are particularly versatile and can easily be combined with

existing heating systems, such as gas heating systems. And it gets even better: No matter whether you are building a new house, or are just replacing the heating system or even the entire distribution system – the installation of an environmentally friendly heat pump is generously rewarded by the government with subsidies.

## Benefit from the current subsidies for

- modernisations involving heat pumps.
- replacing old oil heating systems.

The latest information on subsidies is available on our website at [www.dimplex.de/foerderung](http://www.dimplex.de/foerderung)





## Modernisation means more than just insulation.

Are you planning to supplement your existing heating system with a heat pump ... or replace it altogether? The installation of a new heating system requires less effort and renovation than you think!

## What the architect says.

"The houses I plan are always becoming more efficient. Because energy is precious, a fact builders are well aware of. A heat pump is the perfect system, providing domestic hot water preparation and heating along with cool room temperatures on hot summer days. Heat pumps utilise free renewable environmental energy while also being extremely flexible. This is why it fits so well into the energy concept of an efficiency house. And there are even government subsidies available."

**Lisa K., Würzburg**

## Advice from an installer.

"When you renovate, you have a great opportunity to install a heating system fit for the future. Most renovators think that it is enough to install high-quality insulation. But installing a new, more efficient heating system is how to really save money. That is why I usually recommend installing a Dimplex heat pump, which is simply the most economical and environmentally friendly technology available. Especially in combination with a photovoltaic plant: Heating becomes self-sufficient and CO<sub>2</sub>-free. The government rewards this level of sustainability with major subsidies. My customers are extremely satisfied. And I am, too!"

**Thomas H., Planschwitz**



## Energy-efficient renovating starts with your heating system.

Are you planning to completely renovate your ageing property? And you want to install a heat pump? Nearly 40 % of the final energy used in Germany goes toward room heating and domestic hot water preparation. That is why switching to economical heat pump technology makes so much sense: It pays off in the long run!



## Every new build is a new beginning.

Especially in terms of energy. The key now is to plan intelligently so that the heating and hot water system operate as efficiently as possible over the long term. Especially for low-energy or passive houses without central heating, but optionally with their own PV system, decentralised domestic hot water preparation can be a sensible and economical addition.

## What the home-owner says.

"For our new build with underfloor heating, the installer recommended a heat pump. So we had him run the numbers. The result was impressive: With a heat pump, we save a lot on operating costs compared to fossil heating systems. We now use only renewable environmental energy for heating with a highly efficient Dimplex air-to-water heat pump."

**Family N., Oelsnitz**



# Energy? It's in the air.

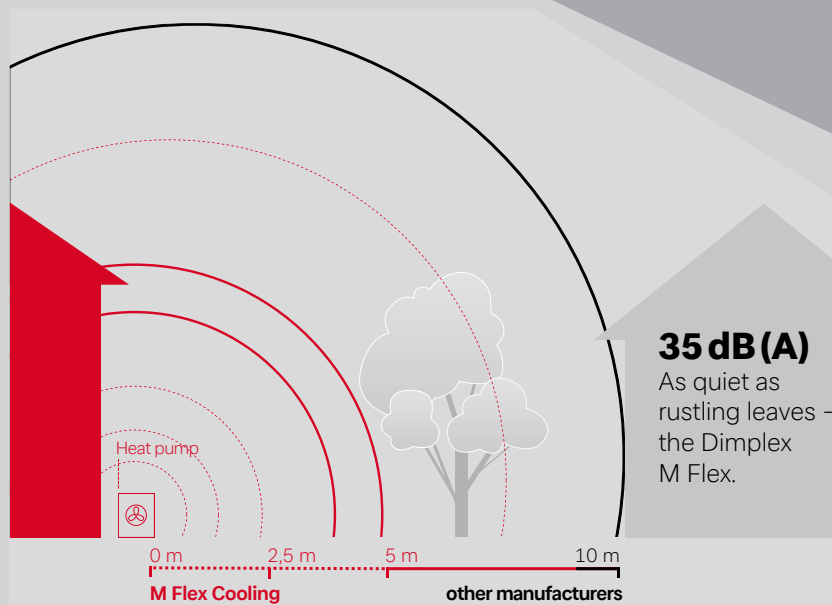
**Summer or winter.  
The heat pump does  
its job.**

Dimplex air-to-water heat pumps use an energy source that you don't need to tap first. Since air is available everywhere and free of charge in unlimited quantities, installation and investment costs are low – and the devices easy to install. The outside air is drawn in via a fan in order to remove heat from it; reversible models such as M Flex Cooling can also provide refreshing cooling in the summer when the direction of circulation is reversed. It works throughout the entire year in temperatures from +35 to -22 °C. And the only noise it makes is a whispering breeze: Dimplex technology developed in the sound laboratory reduces the noise level of the M Flex Cooling to a minimum – and in particular filters out the annoying frequencies. Whether for indoor or outdoor installation: Dimplex air-to-water heat pumps heat (or cool) quietly, economically and in an environmentally friendly way.





M Flex Cooling  
9-16 kW



# Always a perfect fit:

## Air-to-water heat pumps.

**NEW.**

LA 1118CP  
(1418 x 1107 x 598 mm)

**NEW.**

LA 1118BWCP  
Outdoor unit: 1418 x 1107 x 598 mm  
Indoor unit: 710 x 1890 x 950 mm

**NEW.**

LA 9S-TUR (910 x 1650 x 750 mm)  
LA 0712C  
LA 1118C

**NEW.**

HPL 9S-TU(R)W  
LA 0712BW(C)  
LA 1118BW(C)  
Outdoor unit: 910 x 1650 x 750 mm  
Indoor unit: 710 x 1890 x 950 mm

**NEW.**

LA 1422C (750 x 1770 x 1000 mm)

**NEW.**

LA 35TBS (1070 x 1815 x 765 mm)  
LA 33TPR

**NEW.**

LA 60S-TUR (1900 x 2300 x 1000 mm)  
LA 3860 (1900 x 2300 x 1060 mm)  
LA 60P-TUR (1900 x 2300 x 1190 mm)



LIK 8TES (750 x 1900 x 680 mm)



LIK 12TU (960 x 1950 x 780 mm)



LI 9TU (960 x 1560 x 780 mm)  
LI 12TU  
LI 16I-TUR



LI 1422C (750 x 1770 x 1000 mm)  
LI 1826C



System S Compact  
Indoor unit: 595x1880x600 mm  
Outdoor units: 1008x712x426,  
1118x865x523 mm



System S Comfort  
Indoor unit: 740x1920x950 mm  
Outdoor units: 1008x712x426 mm ;  
1118x865x523 mm



System S Flex  
Indoor unit: 450x694x240 mm  
Outdoor units: 1008x712x426 mm ;  
1118x865x523 mm



System M Compact  
(outdoor unit: 600x870x500 mm;  
indoor unit: 600x2100x600 mm)



System M Comfort  
(outdoor unit: 850x1230x600 mm;  
indoor unit: 600x1400x750 mm)



System M Flex Cooling  
(Outdoor unit: 850x1230x600 mm;  
Indoor unit: 600x1400x750 mm)



# Energy? Comes out of the ground.



**Green on top. Underground the probe of the heat pump system is fast at work.**

Dimplex brine-to-water heat pumps use the ground as a source of energy. Depending on the size and characteristics of the property, the heat stored in the ground is absorbed by probes that delve up to 100 metres into the earth. How far to drill depends on your heating requirements and the conductivity of the soil. If the property is large enough, the energy (generated by the rain and the sun) can also be "harvested" by collectors, which are placed just below the frost line. Maximum coefficients of performance, low operating costs and flexibility in application: Our brine-to-water heat pumps not only heat and produce domestic hot water – they are also ideal for the passive and, depending on the model, active cooling in the summer.







SIW 8TES

**Ideally combinable,  
for example with:**



**Decentralised  
ventilation**  
ZL300 with Air 56



**control**  
Dimplex Home App  
Smart RTC+

# From small to large:

## Brine-to-water heat pumps.



**Highly efficient heat pump,  
flexibly expandable**

SI 6TU (650x845x565 mm)  
SI 8TU  
SI 11TU  
SI 14TU

SI 18TU (650x845x665 mm)  
SI 22TU

**Compact design for  
fast installation**

SIK 8TES  
SIK 11TES

**Compact design with  
domestic hot water cylinder**

SIW 6TES (590x2000x734 mm)  
SIW 8TES



**Flexibly efficient with  
two performance levels**

SI 50TU (1000x1665x805 mm)

SIH 20TE (1000x1660x775 mm)

SI 35TUR (1000x885x810 mm)

**High efficiency heat pump  
with built-under buffer tank**

SI 26TU + PSP 300E (1000x1755x870 mm)

SI 35TU + PSP 300E

**Flexibly efficient with  
two performance levels**

SI 75TU (1350x1900x805 mm)

SI 90TU

SI 130TU

SIH 90TU (1350x1890x775 mm)

SI 50TUR (1350x1900x805 mm)





**M Flex Cooling in larch wood effect fits perfectly into both new builds and renovation projects.**






**System M in the colour anthracite and grey aluminium. Subtle on any house wall.**



# Energy? It's swimming in the ground- water.



## Seasons? A thing of the past.

Dimplex water-to-water heat pumps are extremely efficient. Since even on coldest days the ground water temperature is constant at around 10 °C, heat generation does not have to compensate for climatic fluctuations. A prerequisite for the using this particular heat source: Groundwater must be available in sufficient quantity, temperature, quality and it must not be too deep. An innovative stainless steel spiral evaporator makes Dimplex units uniquely robust – so they can be used practically independent of the water quality. In the summer, this technology can passively cool in a particularly energy-saving manner.

Deep under the earth is always  
the ideal climate for pumping heat.





WI 45TU  
(with PSP 300U)

**Ideally combinable,  
for example with:**



**Ventilation system with  
domestic hot water  
heat pump**  
DHW 300VD+



**control**  
Dimplex Home App  
Smart RTC+

# Maximum efficiency:

## Water-to-water heat pumps.

Small footprint,  
great performance.



WI 10TU (650x845x665mm)  
WI 14TU  
WI 18TU  
WI 22TU



Two performance levels,  
great flexibility.


















WI 35TU (with PSP 300E) (1000x885x810 mm)  
WI 45TU (with PSP 300E)

WI 65TU (1000x1665x805 mm)

WI 95TU (1350x1900x805 mm)  
WI 120TU (1348x1896x840 mm)  
WIH 120TU (1350x1890x805 mm)  
WI 180TU (1348x1896x837 mm)

## Range overview.

## Air-to-water heat pumps.

	Products	Applications				Max. area to be heated in m <sup>2</sup>	Max. area to be heated in m <sup>2</sup>	Installation position of heat pump		
										
		One/two-family house	Multiple-family house	Residential building	Commercial building	15 W/m <sup>2</sup> (passive house)	50 W/m <sup>2</sup> (after the German WSV0 95 regulation on thermal insulation)	Outside	Indoors	Split
System M										
	Compact Plus 04–06 kW	•		•		310	90			•
	Comfort Plus 09–16 kW	•	•		•	630	190			•
	Comfort Plus Cooling 09–16 kW	•	•		•	630	190			•
	M Flex Cooling 0609	•		•		350	110			•
	M Flex Cooling 0916	•	•		•	630	190			•
Heat pumps/package solutions										
	HPL 9S-TUW	•				370	110	•		
	LA 0712BW	•	•			480	140	•		
	LA 1118BW	•	•		•	700	210	•		
	HPL 9S-TURW	•				370	110	•		
	LA 0712BWC	•	•			480	140	•		
	LA 1118BWC	•	•		•	700	210	•		
	LA 1118BWCP	•	•		•	770	210	•		
LA S-TU/S-TUR										
	LA 9S-TUR	•				370	110	•		
	LA 0712C	•	•			490	150	•		
	LA 1118C	•	•		•	700	210	•		
	LA 1118CP	•	•		•	770	210	•		
LA TU-2/ TBS										
	LA 1422C	•	•		•	930	280	•		
	LA 33TPR		•		•	1450	440	•		
	LA 35TBS		•		•	1450	440	•		
	LA 40TU-2		•		•	1510	450	•		
	LA 3860		•		•	2530	760	•		
	LA 60S-TUR		•		•	2530	760	•		
	LA 60P-TUR		•		•	2970	890	•		
System S										
	LIA 0608HXCF M	•				415	125			•
	LIA 0911HXCF M	•				555	170			•
	LIA 1316HXCF M	•	•			850	255			•
	LIA 1316HXCF	•	•			850	255			•
	LIA 0608HWCF M	•				415	125			•
	LIA 0911HWCF M	•				555	170			•
	LIA 0608BWCF M	•				415	125			•
	LIA 0911BWCF M	•				555	170			•
	LIA 1316BWCF M	•	•			850	255			•
	LIA 1316BWCF	•	•			850	255			•
LI										
	LIK 8TES	•				350	110		•	
	LIK 12TU	•				470	140		•	
	LI 12TU	•				470	140		•	
	LI 16I-TUR	•				470	190		•	
	LI 1422C	•	•		•	930	280		•	
	LI 1826C		•		•	1220	370		•	

The information is to provide a quick and easy overview of the range of Dimplex heat pumps and is not to be used as a substitute for detailed planning.












Application					Technical details			
Heating	Cooling	Domestic hot water preparation * (litre)	Central ventilation in the system **	Central ventilation	Heat output in kW (A-7 / W35)	COP at A2 / W35	Sound power in dB(A) (normal / reduced)	Max. flow temperature
•		• 180 l	○		4.7	3.7	57/53	60
•		○ 220 l / 350 l	○		9.4	4.2	55/47	60
•	•	○ 220 l / 350 l	○		9.4	4.2	55/47	60
•	•	○		○	6.1	4.2	55/47	60
•	•	○		○	9.3	4.3	55/47	60
•		• 300 l		○	5.5	4.3	53/53	60
•		• 300 l		○	7.2	4.1	58/57	60
•		• 300 l		○	10.6	4.3	57/56	60
•	•	• 300 l		○	5.5	4.3	53/53	60
•	•	• 300 l		○	7.2	4.1	58/57	60
•	•	• 300 l		○	10.6	4.3	57/56	60
•	•	• 300 l		○	11.5	4.4	49/48	65
•	•	○		○	5.5	4.2	53/53	60
•	•	○		○	7.3	4.0	58/57	60
•	•	○		○	10.6	4.2	57/56	60
•	•	○		○	11.5	4.4	49/48	65
•	•	○			13.9	4.1	open	62
•	•	○			19.9	4.0	63/60	66
•		○			21.8	3.6	61/56	64
•		○			22.6	3.6	70/70	55
•		○			38.0	3.6	<75/<72	62
•	•	○			38.0	3.6	<75/<72	62
•	•	○			42.1	3.9	74/67	66
•	•	○			6.2	4.0	58/53	65
•	•	○			8.3	4.1	60/55	65
•	•	○			12.7	3.9	65/56	65
•	•	○			12.7	3.9	65/56	65
•	•	• 200 l			6.2	4.0	58/53	65
•	•	• 200 l			8.3	4.1	60/55	65
•	•	• 300 l			6.2	4.0	58/53	65
•	•	• 300 l			8.3	4.1	60/55	65
•	•	• 300 l			12.7	3.9	65/56	65
•	•	• 300 l			12.7	3.9	65/56	65
•		○		○	5.3	3.6	53/53	60
•		○		○	7.1	4.2	50/47	60
•		○		○	7.1	4.0	50/50	60
•	•	○		○	9.5	4.3	53/51	60
•	•	○			13.9	4.1	53/51	62
•	•	○			18.3	open	open	62

\*\* Operation via a standardised control



## Range overview.

Brine-to-water heat pumps.  
Water-to-water heat pumps.

	Products	Applications				Max. area to be heated in m²	Max. area to be heated in m²	Installation position of heat pump		
										
		One/two- family house	Multiple- family house	Resi- dential building	Com- mercial building	15 W/m² (passive house)	50 W/m² (after the German WSV0 95 regulation on thermal insulation)	Outside	Indoors	Split
	SI – brine-to-water-heat pumps									
	SIW 6TES	•				390	120		•	
	SIW 8TES	•				520	160		•	
	SIK 8TES	•				520	160		•	
	SIK 11TES	•				710	210		•	
	SI 6TU	•			•	410	120		•	
	SI 8TU	•			•	540	160		•	
	SI 11TU	•			•	730	220		•	
	SI 14TU	•			•	930	280		•	
	SI 18TU	•	•		•	1170	350		•	
	SI 22TU		•		•	1530	460		•	
	SI 26TU		•		•	1780	530		•	
	SI 35TU		•		•	2320	700		•	
	SI 50TU		•		•	3470	1040		•	
	SI 75TU		•		•	4900	1470		•	
	SI 90TU		•		•	5730	1720		•	
	SI 130TU		•		•	9210	2760		•	
	SIH 20TE		•		•	1430	430		•	
	SIH 90TU		•		•	5910	1770		•	
	SI 35TUR		•		•	2250	670		•	
SI 50TUR		•		•	3230	970		•		
	WI – water-to-water-heat pumps									
	WI 10TU	•				640	190		•	
	WI 14TU	•				890	270		•	
	WI 18TU	•	•		•	1140	340		•	
	WI 22TU		•		•	1490	450		•	
	WI 35TU		•		•	2370	710		•	
	WI 45TU		•		•	3080	920		•	
	WI 65TU		•		•	4590	1380		•	
	WI 95TU		•		•	6590	1980		•	
	WI 120TU		•		•	7900	2370		•	
	WI 180TU		•		•	12000	3600		•	
	WIH 120TU		•		•	8440	2530		•	

The information is to provide a quick and easy overview of the range of Dimplex heat pumps and is not to be used as a substitute for detailed planning.

Application					Technical details		
Heating	Cooling	Domestic hot water preparation * (litre)	Central ventilation in the system **	Central ventilation	Heat output in kW (B0 / W35) (W10 / W35)	COP at B0 / W35 (W10 / W35)	Max. flow temperature
•		• 170 l		○	5.9	4.7	62
•		• 170 l		○	7.8	4.8	62
•		○		○	7.8	4.8	62
•		○		○	10.6	5	62
•		○		○	6.1	4.7	62
•		○		○	8.1	4.8	62
•		○		○	10.9	4.9	62
•		○		○	13.9	5	62
•		○		○	17.5	4.7	62
•		○		○	22.9	4.4	58
•		○			26.7	5.1	62
•		○			34.8	5.2	62
•		○			52	5.4	62
•		○			73.5	5	62
•		○			86	5	62
•		○			138.1	4.7	62
•		○			21.4	4.6	70
•		○			88.6	4.7	70
•	•	○			33.7	5.1	62
•	•	○			48.4	4.9	62
•		○		○	9.6	5.9	62
•		○		○	13.3	6.1	62
•		○		○	17.1	5.8	62
•		○		○	22.3	5.7	62
•		○			35.6	6.3	62
•		○			46.2	6.2	62
•		○			68.9	6.5	62
•		○			98.9	6.1	62
•		○			118.5	6.1	62
•		○			180.1	5.6	62
•		○			126.6	5.9	70

\*\* Operation via a standardised control

**Control.**

# Everything in perfect control.

## More system.

## Less effort.

A system works only as well as it is controlled. And the more elements involved, the more important it is to coordinate all the different tasks intelligently.

This is the only way to use synergies consistently ... and thus save money reliably. Dimplex not only provides the most efficient system, but also a suitable form of control:

The desired temperature, the ventilation levels, the holiday mode, the Quick heating option – everything at Dimplex can be controlled individually and conveniently via the innovative touch display or the Dimplex Home App. Available in the Apple App Store or Google Play store.



# Smart

installation and operation.  
Extremely easy with the Dimplex Home App on a tablet or smartphone.

Dimplex heat pumps come with a clear, functional touch display as standard. It allows for an easy, intuitive user-experience when operating the device and fast commissioning of the device. Always the right temperature: all it takes is just a few clicks of a button – whether in summer or winter!



# Easy

Very easy to install.  
Intuitive to operate.





# M Flex Air.

## The central ventilation for the heat pump.

The M Flex Air is the central ventilation unit with heat recovery. With its compact cabinet dimensions, it can be fully integrated into standard cupboards or kitchen units, e.g. in hallways, bathrooms and utility rooms. The M Flex Air can be used in a space-saving system with a Dimplex heat pump and a domestic hot water cylinder – or simply as a standalone solution.

### Better as a system.

Can be combined with:



With  
Energy efficiency class

**A**

in the ventilation sector.

Already  
integrated:

**2**

Air quality sensors  
in outside and exhaust air.

Full

**320** m<sup>3</sup>/h

air volume flow.

Up to

**92 %**

Heat recovery.



### Good to know:

The Dimplex range includes decentralised solutions, such as the DL 50, for renovations that do not require significant structural modernisation. Decentralised ventilation systems from Dimplex also enable the heat contained in the exhaust air to be recovered, in order to heat the outside air.

# Technology you can trust: systems based on the latest heat pump and ventilation technology.

We would be happy to advise you.  
Find out more: **[www.dimplex.de](http://www.dimplex.de)**



## **Glen Dimplex Deutschland**

### **Head office**

Glen Dimplex Deutschland GmbH  
Division  
Heating & Ventilation / Dimplex  
Am Goldenen Feld 18  
95326 Kulmbach, Germany

T + 49 9221 709 -101  
F + 49 9221 709 -339  
[info@dimplex.de](mailto:info@dimplex.de)  
[www.dimplex.de](http://www.dimplex.de)

### **Austrian branch**

Glen Dimplex Austria GmbH  
Hauptstraße 71  
5302 Henndorf am Wallersee, Austria

T + 43 6214 20330  
[info@dimplex.at](mailto:info@dimplex.at)  
[www.dimplex.at](http://www.dimplex.at)